

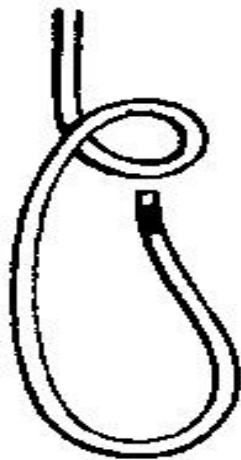
# Fieldcraft Skills

## The Essential Knots



### The Bowline

The bowline is a knot that forms a fixed immovable loop that has many applications in fieldcrafting in addition to the well known rescue application. The bowline is the knot that is tied using the "rabbit comes out of its hole, runs around behind the tree, and jumps back into its hole" method.

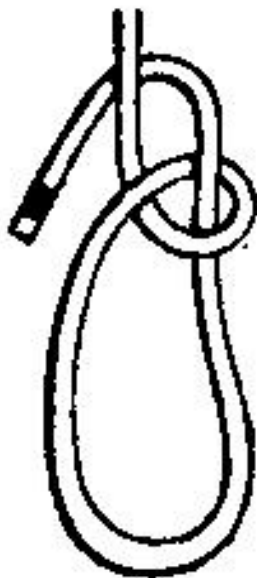


Start by forming an eyelet from the standing end (long end) of the rope by bringing the running end (shorter end) over the standing end of the rope.

This "overhand loop" forms the "hole".

Hold the eyelet in your left hand and secure the tip of the running end with your right hand.

This is "the rabbit".

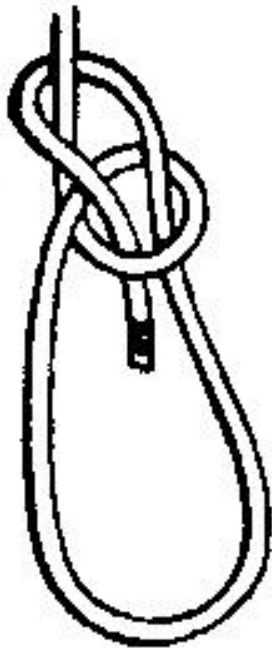


Pass the tip of the running end of the cordage thru the eye and pass it behind the standing end of the rope.

This step is "the rabbit comes out of the hole, and runs around the tree"

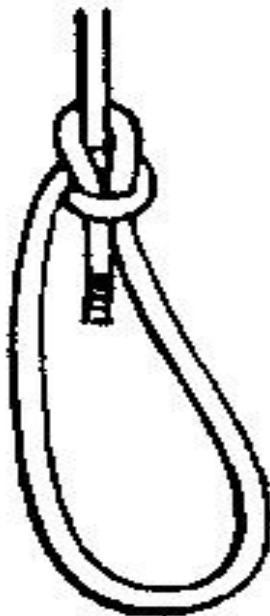
# Fieldcraft Skills

## The Essential Knots



The running end continues around behind the standing end and is inserted back into the eyelet.

This continues "the rabbit goes around the tree and then jumps back into the hole".



Tighten and dress the knot. When tied correctly, the loop will not slip, it will not get any bigger or smaller when tension is applied.